



The User's Guide

my SisID



My Sis ID User Guide

ABOUT US

Hello and welcome to the Sis ID adventure!

You have received an invitation code to create an account on My Sis ID.

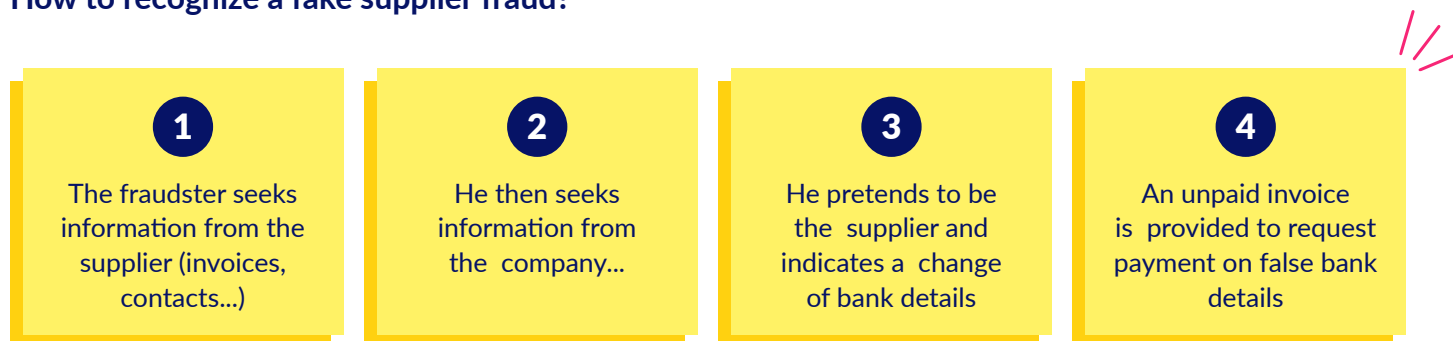
My Sis ID is a bank details verification solution. It allows you to check the association between a company identifier (the SIREN of a company for example) and bank details. It is up to each of our customers to invite their suppliers on the platform. This invitation is a guarantee of trust and allows you and your customers to fight against fraud and identity theft.

FALSE SUPPLIER FRAUD

False supplier fraud is part of the family of money transfer frauds.

This fraud technique uses methods such as identity theft to impersonate a supplier. The goal of the fraudster is to obtain a payment originally intended for a supplier.

How to recognize a fake supplier fraud?



Once the payment is made to the fraudster's bank details, the **fraud is successful**. Both the customer and his supplier are victims of the fake supplier fraud.

THE MY SIS ID PLATFORM

By registering on the platform and providing your bank details, you participate in the security of an entire network. The whole platform works thanks to the collaborative work of its members. A new member who gives his bank details is an additional security against fraud.

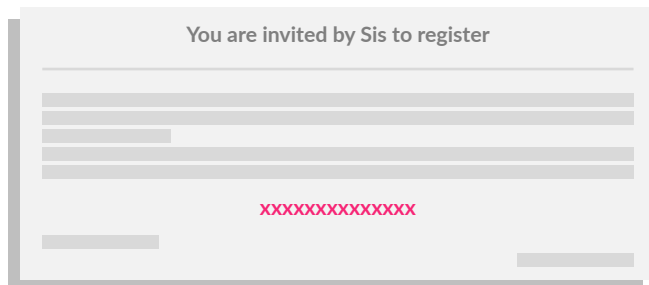
100%
free for
suppliers

10
free controls
per month

**Private
& secure
repository**

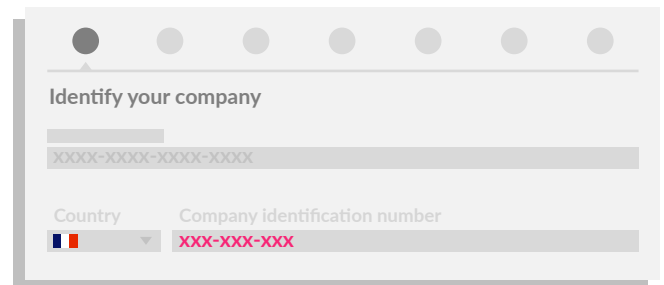
ACCREDITATION

My Sis ID platform allows our customers to check the validity of their suppliers' bank details. It is the association between the company identifier (the SIREN for example in France) and the bank details that is analyzed. When the platform does not get enough information from the databases, suppliers must be invited to register. The Sis ID teams will then authenticate and secure the bank details for the network. This is the accreditation. The customer is then reassured and can continue with the purchase-to-pay process and add the valid payment identity of their supplier in their various tools.



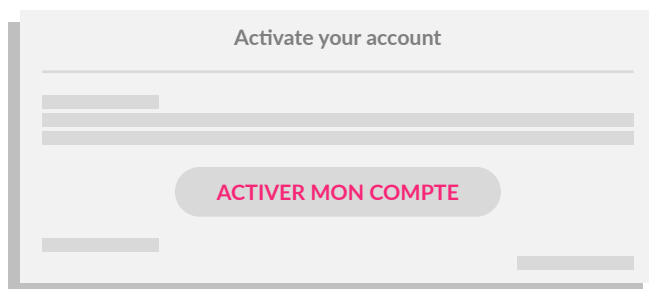
1 Receipt of the invitation code

You've just receive an **invitation code** by email.



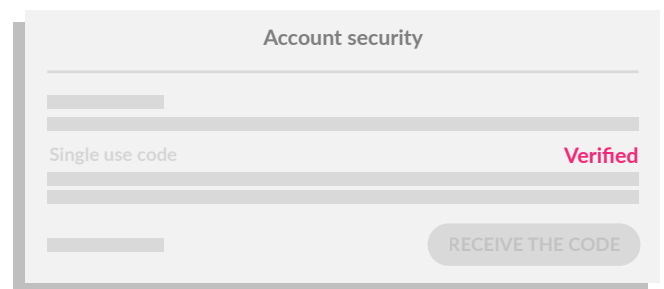
2 Company ID

Fill in **your company's ID** and follow the steps.



3 Account activation

Activate your account with your email.



4 Account security

Secure your account thanks to **single-use code** received by **SMS** or **phone call**. Sis ID will always ask you for two-factor authentication when entering sensitive information.

i Make sure you enter a direct line number to receive the single-use code, as it cannot be sent to a switchboard number.

5 Verification by Sis ID teams

- The Sis ID teams then verify the information registered :
- Authentication of the legal or physical person.
 - Authentication of the payment details by counter-call on a telephone number identified as reliable according to our anti-fraud security protocol or by mail.
 - Secure data on a private blockchain, used as a repository of bank details.

6 Accreditation is complete!

Note: When you accredit yourself on the platform following the invitation of one of your customers, every one of your customers benefit from it : your bank details are authenticated for all.



If you need any further assistance, don't hesitate to contact the chatbot on the My Sis ID platform.



in

/company/sis-id

www

sis-id.com

